

FEATURES:



- RoHS compliant
- Power modules for PCB mounting
- Wide 4:1 input range
- Regulated output

- Low ripple and noise
- Remote on/off control (optional)
- Input/Output Isolation 1500VDC
- Operating temperature -25°C to + 70°C

Models

Single output

Model	Input Voltage (V)	Output Voltage (V)	Output Current max (A)	Min. load (%)	Efficiency (%)
AM10EW-2403SCZ	10-40	3.3	2	3	67
AM10EW-2405SCZ	10-40	5	2	3	75
AM10EW-2412SCZ	10-40	12	0.83	0	75
AM10EW-2415SCZ	10-40	15	0.67	0	75
AM10EW-4803SCZ	18-75	3.3	2	3	66
AM10EW-4805SCZ	18-75	5	2	3	75
AM10EW-4812SCZ	18-75	12	0.83	0	77
AM10EW-4815SCZ	18-75	15	0.67	0	75

Models

Dual output

Model	Input Voltage (V)	Output Voltage (V)	Output Current max (A)	Min. load (%)	Efficiency (%)
AM10EW-2405DCZ	10-40	±5	±1	3	84
AM10EW-2412DCZ	10-40	±12	±0.415	3	85
AM10EW-2415DCZ	10-40	±15	±0.333	3	86
AM10EW-4805DCZ	18-75	±5	±1	3	85
AM10EW-4812DCZ	18-75	±12	±0.415	3	86
AM10EW-4815DCZ	18-75	±15	±0.333	3	86

Input Specifications

Parameters	Conditions	Typical	Maximum	Units
Voltage range		10-40 18-75		VDC
Filter		π (Pi) Network		

Isolation Specifications

Parameters	Conditions	Typical	Maximum	Units
Rated voltage		1500		VDC
Resistance		> 100		MOhm
Capacitance		1000		pF

Output Specifications

Parameters	Conditions	Typical	Maximum	Units
Voltage accuracy			±2	%
Short Circuit protection		Current limit, auto recovery		
Over voltage protection		Zener diode clamp		
Over load protection		Works 120% of rating and recovers automatically		
Line voltage regulation (Single)	HL-LL	±0.5		%
Line voltage regulation (Dual)	HL-LL	±0.5		%
Load voltage regulation (Single)	10-100%	±1		%
Load voltage regulation (Dual)	10-100%	±1		%

Output Specifications (continued)

Parameters	Conditions	Typical	Maximum	Units
Temperature coefficient		±0.02		%/°C
Ripple			0.2% Vout + 40mV	Vp-p
Noise			0.5% Vout + 50mV	Vp-p

General Specifications

Parameters	Conditions	Typical	Maximum	Units
Switching frequency	100% load	300		KHz
Operating temperature		-25 to +70		°C
Storage temperature		-55 to +105		°C
Case temperature			100	°C
Derating	Above +50°C			
Cooling	Free air convection			
Humidity			95	%
Case material	Nickel coated copper with non conductive base, shielded on six sides			
Weight		32		g
Dimensions	Tolerance ±0.5mm	1.97 x 1.00 x 0.425 inches	50.8 x 25.4 x 10.8 mm	
MTBF	> 800 000 hrs (MIL-HDBK -217F, Ground Benign, t=+25°C)			

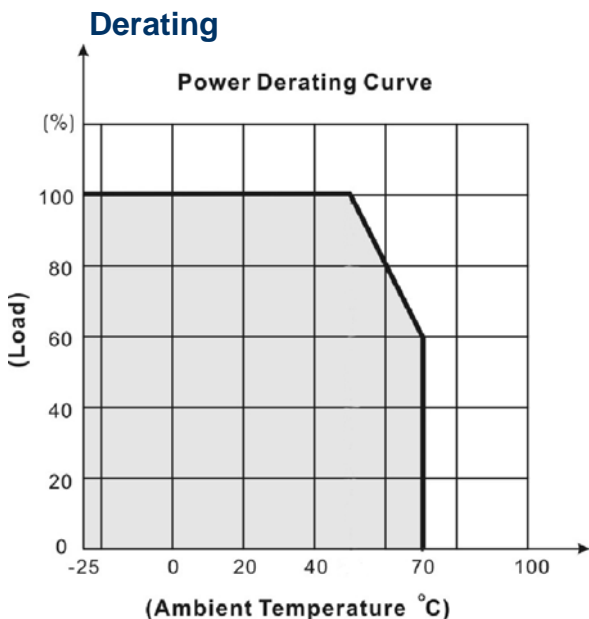
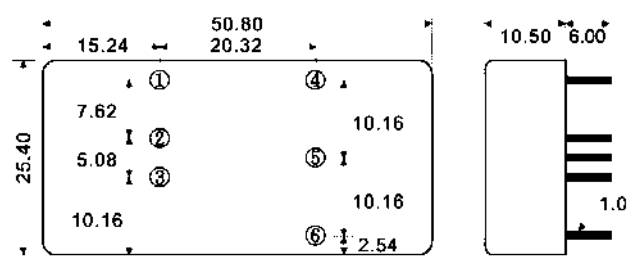
Safety Specifications

Standards	
Safety	EMI (Conducted & Radiated Emission)EN55022 class A
Agency approvals	CE, cULus

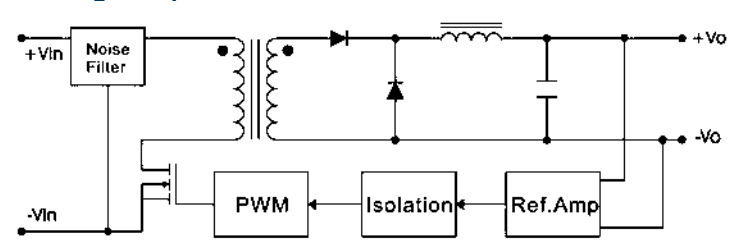
Pin Out Specifications

Pin	Single	Dual
1	On/Off Control (optional)	On/Off Control (optional)
2	-V Input	-V Input
3	+V Input	+V Input
4	-V Output	-V Output
5	No Pin	Common
6	+V Output	+V Output

Dimensions



Block diagram
Single output



Dual output

