



## Steckzungen für gedruckte Schaltungen

Masse im Steckbereich  
 DIN 46342 Teil 1

## Languettes plates pour circuits imprimés

Dimensions zone d'emboîtement selon  
 DIN 46342 partie 1

## Mounting tabs for printed circuitry

Dimensions in the tab sector  
 DIN 46342 part 1

Werkstoff:

BZ = Bronze  
 MS = Messing

Oberflächenbehandlung: Code

bl = blank (0)  
 ag = versilbert (1)  
 au = vergoldet (2)  
 sn = verzinkt (8)

**Bestellbeispiel:**  
**Exemple de commande:**  
**Example of order:**

↓  
**378005.68** lose / en vrac / in bulk  
 (3780/0.5 MS sn)

←  
**0378005.68** magaziniert / emmagasiné / wired  
 (03780/0.5 MS sn)

Matière:

BZ = bronze  
 MS = laiton

Traitements de surface: Code

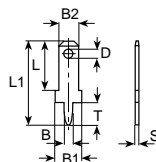
bl = brut (0)  
 ag = argenté (1)  
 au = doré (2)  
 sn = étamé (8)

Material:

BZ = bronze  
 MS = brass

Surface-plating: Code

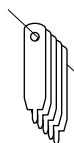
bl = clean (0)  
 ag = silver-plated (1)  
 au = gold-plated (2)  
 sn = tin-plated (8)



lose / en vrac / in bulk

magaziniert / emmagasiné / wired

# 2,8 mm



Artikel-Nr. Numéro d'article → Part-No.	<b>3775W05.6( ) MS</b>	<b>03775W05.6( ) MS</b>	<b>378005.2( ) BZ</b> <b>378005.6( ) MS</b>	<b>0378005.2( ) BZ</b> <b>0378005.6( ) MS</b>	<b>3775K.6( ) MS</b>	<b>03775K.6( ) MS</b>	<b>3779T.6( ) MS</b>
Print Bohrung → Trou Hole	Ø 0.8/0.9 T 1.8 L 11.3 L1 13.1 B1 2.8 B2 2.8 D 1.0 B 0.8 S 0.5	Ø 0.8/0.9 T 1.8 L 11.3 L1 13.1 B1 2.8 B2 2.8 D 1.0 B 0.8 S 0.5	Ø 0.9 T 3.8 L 6.7 L1 10.5 B1 2.8 B2 2.8 D 1.4 B 1.0 S 0.5	Ø 0.9 T 3.8 L 6.7 L1 10.5 B1 2.8 B2 2.8 D 1.4 B 1.0 S 0.5	Ø 1.0 T 1.3 L 7.8 L1 18.8 B1 3.6 B2 2.8 D 1.3 B 1.0 S 0.5	Ø 1.0 T 1.3 L 7.8 L1 18.8 B1 3.6 B2 2.8 D 1.3 B 1.0 S 0.5	Ø 1.0 T 2.8 L 6.7 L1 9.5 B1 2.8 B2 2.8 D 1.4 B 1.0 S 0.8
Stand.-Packg.	2000	4800	2000	4800	2000	4800	2000
Werkzeuge Outils / Tools	<b>1035/17</b>	<b>1041W05</b>	<b>1035/13</b>	<b>104105</b>	<b>1035/17</b>	<b>1048K</b>	<b>1035/16</b>



Artikel-Nr. Numéro d'article → Part-No.	<b>03779T.6( ) MS</b>	<b>378008.2( ) BZ</b> <b>378008.6( ) MS</b>	<b>0378008.2( ) BZ</b> <b>0378008.6( ) MS</b>	<b>3780B08.6( ) MS</b>	<b>03780B08.6( ) MS</b>	<b>3779S.6( ) MS</b>	<b>03779S.6( ) MS</b>
Print Bohrung → Trou Hole	Ø 1.0 T 2.8 L 6.7 L1 9.5 B1 2.8 B2 2.8 D 1.4 B 1.0 S 0.8	Ø 1.0 T 3.8 L 6.7 L1 10.5 B1 2.8 B2 2.8 D 1.4 B 1.0 S 0.8	Ø 1.0 T 3.8 L 6.7 L1 10.5 B1 2.8 B2 2.8 D 1.4 B 1.0 S 0.8	Ø 1.0 T 3.8 L 6.7 L1 10.5 B1 2.8 B2 2.8 D 1.5 B 1.0 S 0.8	Ø 1.0 T 3.8 L 6.7 L1 10.5 B1 2.8 B2 2.8 D 1.5 B 1.0 S 0.8	Ø 1.1 T 2.0 L 10.0 L1 12.0 B1 2.8 B2 2.8 D 1.4 B 1.0 S 0.8	Ø 1.1 T 2.0 L 10.0 L1 12.0 B1 2.8 B2 2.8 D 1.4 B 1.0 S 0.8
Stand.-Packg.	5000	2000	5000	2000	5000	2000	5000
Werkzeuge Outils / Tools	<b>104108</b>	<b>1035/16</b>	<b>104108</b>	<b>1035/16</b>	<b>104108</b>	<b>1035/16</b>	<b>104708</b>



## Steckungen für gedruckte Schaltungen

Masse im Steckbereich  
 DIN 46342 Teil 1

## Languettes plates pour circuits imprimés

Dimensions zone d'emboîtement selon  
 DIN 46342 partie 1

## Mounting tabs for printed circuitry

Dimensions in the tab sector  
 DIN 46342 part 1

<b>2,8 mm</b>							
	<b>3775G.6( ) MS</b>	<b>3775F.6( ) MS</b>	<b>3780L.6( ) MS</b>	<b>3780E08.6( ) MS</b>	<b>03780E08.6( ) MS</b>	<b>377105.6( ) MS</b>	<b>0377105.6( ) MS</b>
Artikel-Nr. Numéro d'article → Part-No.							
Print Bohrung → Trou Hole	Ø 1.1 T 3.5 L 49.5 L1 55.5 B1 4.0 B2 2.8 D 1.0 B 0.9 S 0.8	Ø 1.1 T 4.0 L 32.5 L1 39.0 B1 4.0 B2 2.8 D 1.0 B 0.9 S 0.8	Ø 1.1/1.2 T 3.0 L 17.0 L1 20.0 B1 2.8 B2 2.8 D 1.3 B 1.0 S 0.8	Ø 1.2 T 1.5 L 9.0 L1 13.0 B1 3.8 B2 2.8 D 1.3 B 1.2 S 0.8	Ø 1.2 T 1.5 L 9.0 L1 13.0 B1 3.8 B2 2.8 D 1.3 B 1.2 S 0.8	Ø 1.2 T 7.5 L 10.0 L1 17.5 B1 2.8 B2 2.8 D 1.2 B 1.3 S 0.5	Ø 1.2 T 7.5 L 10.0 L1 17.5 B1 2.8 B2 2.8 D 1.2 B 1.3 S 0.5
Stand.-Packg.	5000	2000	2000	2000	5000	2000	4800
Werkzeuge Outils / Tools	-	-	<b>1035/16</b>	<b>1035/64</b>	<b>1041E</b>	<b>1035/13</b>	<b>104705</b>

<b>3780S08.2( ) BZ</b>	<b>03780S08.2( ) BZ</b>	<b>3779B.2( ) BZ</b>	<b>3779C.2( ) BZ</b>	<b>3779K.2( ) BZ</b>	<b>3773A05.2( ) BZ</b>	<b>03773A05.6( ) MS</b>	<b>03773A05.2( ) BZ</b>
Artikel-Nr. Numéro d'article → Part-No.							
Print Bohrung → Trou Hole	Ø 1.3 T 1.9 L 11.0 L1 12.9 B1 2.8 B2 2.8 D 1.3 B 1.3 S 0.8	Ø 1.3 T 1.9 L 11.0 L1 12.9 B1 2.8 B2 2.8 D 1.3 B 1.3 S 0.8	Ø 1.3 siehe Seite 113 voir page 113 see page 113	Ø 1.3 siehe Seite 113 voir page 113 see page 113	Ø 1.3 siehe Seite 113 voir page 113 see page 113	Ø 1.3 T 3.2 L 7.1 L1 12.2 B1 3.8 B2 2.8 D 1.2x3.0 B 1.4 S 0.5	Ø 1.3 T 3.2 L 7.1 L1 12.2 B1 3.8 B2 2.8 D 1.2x3.0 B 1.4 S 0.5
Stand.-Packg.	2000	5000				2000	4800
Werkzeuge Outils / Tools	<b>1035/18</b>	<b>1041S08</b>				<b>1035/17</b>	<b>104805</b>

<b>3773A08.6( ) MS</b>	<b>03773A08.6( ) MS</b>	<b>3775A05.2( ) BZ</b>	<b>03775A05.2( ) BZ</b>	<b>3775A08.2( ) BZ</b>	<b>03775A08.2( ) BZ</b>	<b>03775A08.6( ) MS</b>
Artikel-Nr. Numéro d'article → Part-No.						
Print Bohrung → Trou Hole	Ø 1.3 T 3.2 L 7.1 L1 12.2 B1 3.8 B2 2.8 D 1.2x3.0 B 1.4 S 0.8	Ø 1.3 T 3.2 L 7.1 L1 12.2 B1 3.8 B2 2.8 D 1.2x3.0 B 1.4 S 0.8	Ø 1.3 T 3.2 L 7.0 L1 12.3 B1 3.8 B2 2.8 D 1.3 B 1.4 S 0.5	Ø 1.3 T 3.2 L 7.0 L1 12.3 B1 3.8 B2 2.8 D 1.3 B 1.4 S 0.5	Ø 1.3 T 3.2 L 7.0 L1 12.3 B1 3.8 B2 2.8 D 1.3 B 1.4 S 0.8	Ø 1.3 T 3.2 L 7.0 L1 12.3 B1 3.8 B2 2.8 D 1.3 B 1.4 S 0.8
Stand.-Packg.	2000	5000	2000	4800	2000	5000
Werkzeuge Outils / Tools	<b>1035/18</b>	<b>104808</b>	<b>1035/17</b>	<b>104805</b>	<b>1035/18</b>	<b>104808</b>



## Steckzungen für gedruckte Schaltungen

Masse im Steckbereich  
 DIN 46342 Teil 1

## Languettes plates pour circuits imprimés

Dimensions zone d'emboîtement selon  
 DIN 46342 partie 1

## Mounting tabs for printed circuitry

Dimensions in the tab sector  
 DIN 46342 part 1

Werkstoff:

BZ = Bronze  
 MS = Messing

Oberflächenbehandlung: Code

bl = blank (0)  
 ag = versilbert (1)  
 au = vergoldet (2)  
 sn = verzinkt (8)

**Bestellbeispiel:**  
**Exemple de commande:**  
**Example of order:**

**3775L08.28** lose / en vrac / in bulk  
 (3775L/0.8 BZ sn)

**03775L08.28** magaziniert / emmagasiné / wired  
 (03775L/0.8 BZ sn)

Matière:

BZ = bronze  
 MS = laiton

Traitements de surface: Code

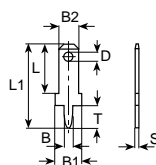
bl = brut (0)  
 ag = argenté (1)  
 au = doré (2)  
 sn = étamé (8)

Material:

BZ = bronze  
 MS = brass

Surface-plating: Code

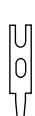
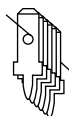
bl = clean (0)  
 ag = silver-plated (1)  
 au = gold-plated (2)  
 sn = tin-plated (8)



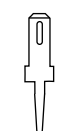

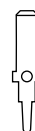
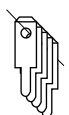
lose / en vrac / in bulk

magaziniert / emmagasiné / wired

# 2,8 mm



Artikel-Nr. Numéro d'article → Part-No.	<b>3775L08.2( ) BZ</b>	<b>03775L08.2( ) BZ</b>	<b>1005H.2( ) BZ</b>	<b>3780A05.6( ) MS</b>	<b>03780A05.6( ) MS</b>	<b>3780A08.2( ) BZ</b> <b>3780A08.6( ) MS</b>	<b>03780A08.2( ) BZ</b> <b>03780A08.6( ) MS</b>
Print Bohrung → Trou Hole	Ø 1.3 T 3.2 L 7.0 L1 12.3 B1 3.8 B2 2.8 D 1.3 B 1.4 S 0.8	Ø 1.3 T 3.2 L 7.0 L1 12.3 B1 3.8 B2 2.8 D 1.3 B 1.4 S 0.8	Ø 1.3  siehe Seite 113 voir page 113 see page 113	Ø 1.3 T 3.8 L 6.7 L1 10.5 B1 2.8 B2 2.8 D 1.4 B 1.3 S 0.5	Ø 1.3 T 3.8 L 6.7 L1 10.5 B1 2.8 B2 2.8 D 1.4 B 1.3 S 0.5	Ø 1.3 T 3.8 L 6.7 L1 10.5 B1 2.8 B2 2.8 D 1.4 B 1.3 S 0.8	Ø 1.3 T 3.8 L 6.7 L1 10.5 B1 2.8 B2 2.8 D 1.4 B 1.3 S 0.8
Stand.-Packg.	2000	5000		2000	4800	2000	5000
Werkzeuge Outils / Tools	<b>1035/18</b>	<b>104808</b>		<b>1035/13</b>	<b>104105</b>	<b>1035/16</b>	<b>104108</b>



Artikel-Nr. Numéro d'article → Part-No.	<b>378010.6( ) MS</b>	<b>0378010.6( ) MS</b>	<b>3775D05.6( ) MS</b>	<b>1017H.2( ) BZ</b>	<b>3773B05.6( ) MS</b>	<b>03773B05.6( ) MS</b>
Print Bohrung → Trou Hole	Ø 1.3 T 3.8 L 6.7 L1 10.5 B1 2.8 B2 2.8 D 1.4 B 1.0 S 1.0	Ø 1.3 T 3.8 L 6.7 L1 10.5 B1 2.8 B2 2.8 D 1.4 B 1.0 S 1.0	Ø 1.3 T 4.1 L 8.0 L1 16.2 B1 3.8 B2 2.8 D 1.2 B 1.3 S 0.5	Ø 1.3  siehe Seite 114 voir page 114 see page 114	Ø 1.3 T 7.0 L 7.0 L1 16.1 B1 3.8 B2 2.8 D 1.2x3.0 B 1.4 S 0.5	Ø 1.3 T 7.0 L 7.0 L1 16.1 B1 3.8 B2 2.8 D 1.2x3.0 B 1.4 S 0.5
Stand.-Packg.	2000	1600	2000		2000	4800
Werkzeuge Outils / Tools	<b>1035/18</b>	<b>104110</b>	<b>1035/17</b>		<b>1035/17</b>	<b>104805</b>



# Vogt Verbindungstechnik

## Steckungen für gedruckte Schaltungen

Masse im Steckbereich  
 DIN 46342 Teil 1

## Languettes plates pour circuits imprimés

Dimensions zone d'emboîtement selon  
 DIN 46342 partie 1

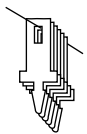
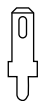
## Mounting tabs for printed circuitry

Dimensions in the tab sector  
 DIN 46342 part 1

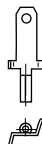
**2,8 mm**



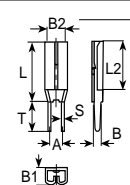
Artikel-Nr. Numéro d'article Part-No.	3773B08.6( ) MS	03773B08.6( ) MS	3775B05.6( ) MS	03775B05.6( ) MS	3775B08.6( ) MS	03775B08.6( ) MS	377108.6( ) MS
Print Bohrung Trou Hole	Ø 1.3 T 7.0 L 7.0 L1 16.1 B1 3.8 B2 2.8 D 1.2x3.0 B 1.4 S 0.8	Ø 1.3 T 7.0 L 7.0 L1 16.1 B1 3.8 B2 2.8 D 1.2x3.0 B 1.4 S 0.8	Ø 1.3 T 7.0 L 7.0 L1 16.1 B1 3.8 B2 2.8 D 1.3 B 1.4 S 0.5	Ø 1.3 T 7.0 L 7.0 L1 16.1 B1 3.8 B2 2.8 D 1.3 B 1.4 S 0.5	Ø 1.3/1.4 T 7.0 L 7.0 L1 16.1 B1 3.8 B2 2.8 D 1.3 B 1.4 S 0.8	Ø 1.3 T 7.0 L 7.0 L1 16.1 B1 3.8 B2 2.8 D 1.3 B 1.4 S 0.8	Ø 1.3 T 7.5 L 10.0 L1 17.5 B1 2.8 B2 2.8 D 1.2 B 1.3 S 0.8
Stand.-Packg.	2000	5000	2000	4800	2000	5000	2000
Werkzeuge Outils / Tools	1035/18	104808	1035/17	104805	1035/18	104808	1035/16



Artikel-Nr. Numéro d'article Part-No.	0377108.6( ) MS	3779L.6( ) MS	3773C05.2( ) BZ 3773C05.6( ) MS	03773C05.2( ) BZ 03773C05.6( ) MS	3773E05.2( ) BZ	3779.6( ) MS	03779.6( ) MS
Print Bohrung Trou Hole	Ø 1.3 T 7.5 L 10.0 L1 17.5 B1 2.8 B2 2.8 D 1.2 B 1.3 S 0.8	Ø 1.4 siehe Seite 115 voir page 115 see page 115	Ø 1.4 T 3.2 L 7.0 L1 12.3 B1 3.8 B2 2.8 D 1.3x3.1 B 1.5 S 0.5	Ø 1.4 T 3.2 L 7.0 L1 12.3 B1 3.8 B2 2.8 D 1.3x3.1 B 1.5 S 0.5	Ø 1.4 T 3.2 L 7.0 L1 12.3 B1 3.8 B2 2.8 D - B 1.5 S 0.5	Ø 1.4 T 4.0 L 7.0 L1 12.5 B1 5.0 B2 2.8 D 1.3x2.4 B 1.4 S 0.5	Ø 1.3/1.4 T 4.0 L 7.0 L1 12.5 B1 5.0 B2 2.8 D 1.3x2.4 B 1.4 S 0.5
Stand.-Packg.	5000		2000	4800	2000	2000	4800
Werkzeuge Outils / Tools	104708		1035/17	104805	1035/17	1035/17	1043B



**Flachsteckhülsen**  
**Clips femelles**  
**Receptacles**



für Steckungen  
 pour languettes plates  
 for mounting tabs

Artikel-Nr. Numéro d'article Part-No.	3779WR.2( ) BZ	1019E.6( ) MS	1019F.2( ) BZ	3785F04.6( ) MS	3785F05.2( ) BZ 3785F05.6( ) MS	3785F08.6( ) MS
Print Bohrung Trou Hole	Ø 1.5/1.6 T 4.3 L 6.8 L1 12.5 B1 5.0 B2 2.8 D 1.2 B ø1.5 S 0.5	Ø 1.6 siehe Seite 130 voir page 130 see page 130	Ø 1.6 siehe Seite 130 voir page 130 see page 130	Ø 1.3 B2 2.8x0.4 T 4.0 L 8.0 L2 6.0 B1 1.8 A 2.5 B 1.3 S 0.25	Ø 1.3 B2 2.8x0.5 T 4.0 L 8.0 L2 6.0 B1 1.9 A 2.5 B 1.3 S 0.25	Ø 1.3 B2 2.8x0.8 T 4.0 L 8.0 L2 6.0 B1 2.0 A 2.5 B 1.3 S 0.25
Stand.-Packg.	2000			2000	2000	2000
Werkzeuge Outils / Tools	1035/13			1037/35	1037/35	1037/35



## Steckzungen für gedruckte Schaltungen

Masse im Steckbereich  
 DIN 46342 Teil 1

Werkstoff:

BZ = Bronze  
 MS = Messing

Oberflächenbehandlung: Code

bl = blank (0)  
 ag = versilbert (1)  
 au = vergoldet (2)  
 sn = verzinkt (8)

**Bestellbeispiel:**  
**Exemple de commande:**  
**Example of order:**

↓  
**3785Q05.68** lose / en vrac / in bulk  
 (3785Q/0.5 MS sn)

←  
**03785Q05.68** magaziniert / emmagasiné / wired  
 (03785Q/0.5 MS sn)

## Languettes plates pour circuits imprimés

Dimensions zone d'emboîtement selon  
 DIN 46342 partie 1

Matière:

BZ = bronze  
 MS = laiton

Traitements de surface: Code

bl = brut (0)  
 ag = argenté (1)  
 au = doré (2)  
 sn = étamé (8)

## Mounting tabs for printed circuitry

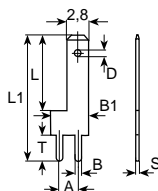
Dimensions in the tab sector  
 DIN 46342 part 1

Material:

BZ = bronze  
 MS = brass

Surface-plating: Code

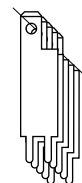
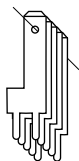
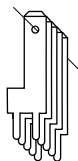
bl = clean (0)  
 ag = silver-plated (1)  
 au = gold-plated (2)  
 sn = tin-plated (8)



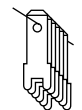
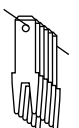
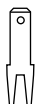
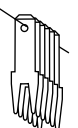
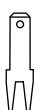
lose / en vrac / in bulk

magaziniert / emmagasiné / wired

**2,8 mm**



Artikel-Nr. Numéro d'article → Part-No.	<b>3785Q05.6( ) MS</b>	<b>03785Q05.6( ) MS</b>	<b>3785Q08.6( ) MS</b>	<b>03785Q08.6( ) MS</b>	<b>3785U08.6( ) MS</b>	<b>03785U08.6( ) MS</b>	<b>3785R.6( ) MS</b>
Print Bohrung → Trou Hole	Ø 0.9 T 3.5 L 10.0 L1 16.9 B1 5.2 A 2.5 D 1.3 B 0.8 S 0.5	Ø 0.9 T 3.5 L 10.0 L1 16.9 B1 5.2 A 2.5 D 1.3 B 0.8 S 0.5	Ø 1.0 T 3.5 L 10.0 L1 16.9 B1 5.2 A 2.5 D 1.3 B 0.8 S 0.8	Ø 1.0 T 3.5 L 10.0 L1 16.9 B1 5.2 A 2.5 D 1.3 B 0.8 S 0.8	Ø 1.0 T 3.5 L 5.0 L1 20.0 B1 5.0 A 2.5 D 1.3 B 0.9 S 0.8	Ø 1.0 T 3.5 L 5.0 L1 20.0 B1 5.0 A 2.5 D 1.3 B 0.9 S 0.8	Ø 1.1 T 3.5 L 12.5 L1 27.5 B1 5.0 A 2.5 D 1.3 B 1.0 S 0.8
Stand.-Packg.	2000	4800	2000	5000	2000	5000	2000
Werkzeuge Outils / Tools	<b>1035/64</b>	<b>1051Q05</b>	<b>1035/64</b>	<b>1051Q08</b>	<b>1037/43</b>	<b>1051U</b>	<b>1035/64</b>



Artikel-Nr. Numéro d'article → Part-No.	<b>3785A05.6( ) MS</b>	<b>03785A05.6( ) MS</b>	<b>3785C08.6( ) MS</b>	<b>03785C08.6( ) MS</b>	<b>3785T05.6( ) MS</b>	<b>03785T05.6( ) MS</b>
Print Bohrung → Trou Hole	Ø 1.0 T 4.0 L 7.0 L1 13.0 B1 3.7 A 2.5 D 1.4 B 1.1 S 0.5	Ø 1.0 T 4.0 L 7.0 L1 13.0 B1 3.7 A 2.5 D 1.4 B 1.1 S 0.5	Ø 1.0 T 4.0 L 7.0 L1 13.0 B1 3.5 A 2.5 D 1.4 B 0.9 S 0.8	Ø 1.0 T 4.0 L 7.0 L1 13.0 B1 3.5 A 2.5 D 1.4 B 0.9 S 0.8	Ø 1.1 T 1.5 L 7.0 L1 10.5 B1 3.7 A 2.5 D 1.3 B 1.1 S 0.5	Ø 1.1 T 1.5 L 7.0 L1 10.5 B1 3.7 A 2.5 D 1.3 B 1.1 S 0.5
Stand.-Packg.	2000	4800	2000	5000	2000	4800
Werkzeuge Outils / Tools	<b>1035/17</b>	<b>105105</b>	<b>1035/18</b>	<b>105108</b>	<b>1035/17</b>	<b>1052T</b>



## Steckungen für gedruckte Schaltungen

Masse im Steckbereich  
 DIN 46342 Teil 1

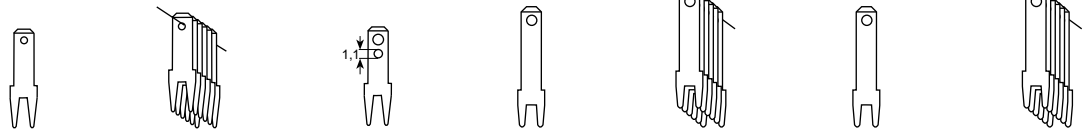
## Languettes plates pour circuits imprimés

Dimensions zone d'emboîtement selon  
 DIN 46342 partie 1

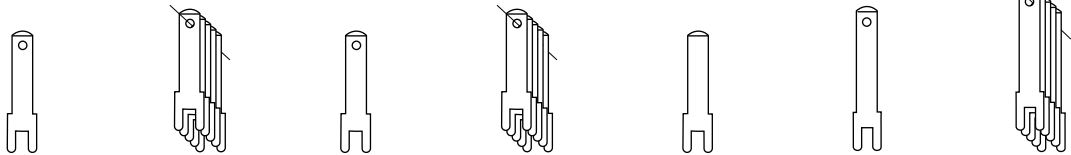
## Mounting tabs for printed circuitry

Dimensions in the tab sector  
 DIN 46342 part 1

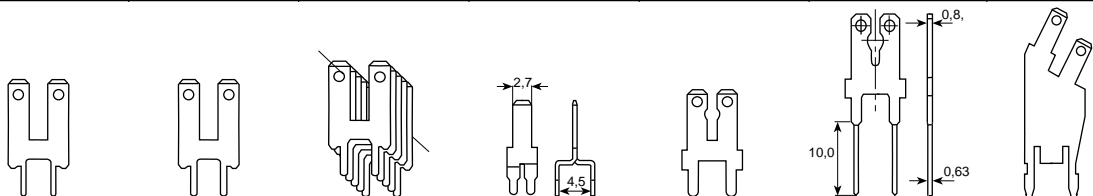
**2,8 mm**




Artikel-Nr. Numéro d'article Part-No.	3785A08.6( ) MS	03785A08.6( ) MS	3785M05.6( ) MS	378508.6( ) MS	0378508.6( ) MS	3785W08.6( ) MS	03785W08.6( ) MS
Print Bohrung → Trou Hole	Ø 1.1 T 4.0 L 7.0 L1 13.0 B1 3.7 A 2.5 D 1.4 B 1.1 S 0.8	Ø 1.1 T 4.0 L 7.0 L1 13.0 B1 3.7 A 2.5 D 1.4 B 1.1 S 0.8	Ø 1.1 T 4.0 L 7.0 L1 13.0 B1 3.7 A 2.5 D 1.4 B 1.1 S 0.5	Ø 1.2 T 3.0 L 9.5 L1 14.5 B1 3.7 A 2.5 D 1.4 B 1.1 S 0.8	Ø 1.2 T 3.0 L 9.5 L1 14.5 B1 3.7 A 2.5 D 1.4 B 1.1 S 0.8	Ø 1.2 T 3.0 L 10.0 L1 15.0 B1 3.7 A 2.5 D 1.4 B 1.1 S 0.8	Ø 1.2 T 3.0 L 10.0 L1 15.0 B1 3.7 A 2.5 D 1.4 B 1.1 S 0.8
Stand.-Packg.	2000	5000	2000	2000	5000	2000	5000
Werkzeuge Outils / Tools	1035/18	105108	1035/17	1035/64	1047W08	1035/64	1047W08



Artikel-Nr. Numéro d'article Part-No.	3785K05.6( ) MS	03785K05.6( ) MS	3785K08.6( ) MS	03785K08.6( ) MS	3785X08.6( ) MS	3785L08.6( ) MS	03785L08.6( ) MS
Print Bohrung → Trou Hole	Ø 1.2 T 3.0 L 11.0 L1 16.0 B1 3.7 A 2.5 D 1.2 B 1.1 S 0.5	Ø 1.2 T 3.0 L 11.0 L1 16.0 B1 3.7 A 2.5 D 1.2 B 1.1 S 0.5	Ø 1.2 T 3.0 L 11.0 L1 16.0 B1 3.7 A 2.5 D 1.2 B 1.1 S 0.8	Ø 1.2 T 3.0 L 11.0 L1 16.0 B1 3.7 A 2.5 D 1.2 B 1.1 S 0.8	Ø 1.2 T 3.0 L 11.0 L1 16.0 B1 3.7 A 2.5 D - B 1.1 S 0.8	Ø 1.2 T 3.0 L 14.0 L1 19.0 B1 3.7 A 2.5 D 1.2 B 1.1 S 0.8	Ø 1.2 T 3.0 L 14.0 L1 19.0 B1 3.7 A 2.5 D 1.2 B 1.1 S 0.8
Stand.-Packg.	2000	4800	2000	2000	2000	2000	2000
Werkzeuge Outils / Tools	1035/17	1051K05	1035/64	1051K	1035/64	1035/64	1051L



Artikel-Nr. Numéro d'article Part-No.	3785S.6( ) MS	3785H.6( ) MS	03785H.6( ) MS	3776B.6( ) MS	3866C.6( ) MS	1019K.2( ) BZ	3785G.6( ) MS
Print Bohrung → Trou Hole	Ø 0.8 T 3.5 L 8.1 L1 15.4 B1 8.0 A 4.0 D 1.4 B 0.65 S 0.8	Ø 0.9 T 3.5 L 8.1 L1 15.4 B1 8.0 A 4.0 D 1.4 B 0.8 S 0.8	Ø 0.9 T 3.5 L 8.1 L1 15.4 B1 8.0 A 4.0 D 1.4 B 0.8 S 0.8	Ø 0.9/1.0 T 2.5 L 6.5 L1 12.7 B1 4.0 A 2.5 D - B 0.9 S 0.5	Ø 1.3 siehe Seite 281 voir page 281 see page 281	Ø 1.3 siehe Seite 130 voir page 130 see page 130	Ø 1.3/1.4 T 5.5 L 7.2 L1 31.5 B1 10.0 A 7.5 D 1.3 B 1.4 S 0.8
Stand.-Packg.	2000	2000	2000	2000			1000
Werkzeuge Outils / Tools	1037/32	1037/32	1046H	1035/93			-



## Steckzungen für gedruckte Schaltungen

Masse im Steckbereich  
 DIN 46342 Teil 1

## Languettes plates pour circuits imprimés

Dimensions zone d'emboîtement selon  
 DIN 46342 partie 1

## Mounting tabs for printed circuitry

Dimensions in the tab sector  
 DIN 46342 part 1

Werkstoff:

BZ = Bronze  
 MS = Messing

Oberflächenbehandlung: Code

bl = blank (0)  
 ag = versilbert (1)  
 au = vergoldet (2)  
 sn = verzinkt (8)

**Bestellbeispiel:**  
**Exemple de commande:**  
**Example of order:**

**378905.68** lose / en vrac / in bulk  
 (3789/0.5 MS sn)

**0378905.68** magaziniert / emmagasiné / wired  
 (03789/0.5 MS sn)

Matière:

BZ = bronze  
 MS = laiton

Traitements de surface: Code

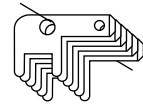
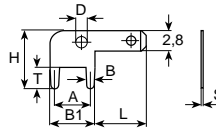
bl = brut (0)  
 ag = argenté (1)  
 au = doré (2)  
 sn = étamé (8)

Material:

BZ = bronze  
 MS = brass

Surface-plating: Code

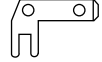
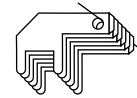
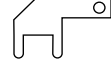
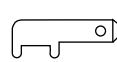
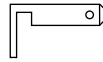
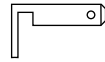
bl = clean (0)  
 ag = silver-plated (1)  
 au = gold-plated (2)  
 sn = tin-plated (8)



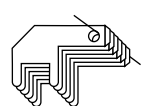
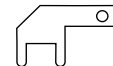
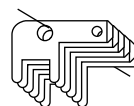
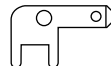
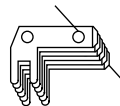
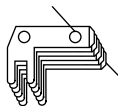
lose / en vrac / in bulk

magaziniert / emmagasiné / wired

# 2,8 mm



Artikel-Nr. Numéro d'article Part-No.	3787B08.6( ) MS	3782A.6( ) MS	3782B.6( ) MS	3789B05.6( ) MS	378905.6( ) MS	0378905.6( ) MS	3789A08.6( ) MS
Print Bohrung → Trou Hole	Ø 1.0 T 3.1 H 13.9 A 3.8 B1 4.6 L 7.1 D 1.3 B 0.8 S 0.8	Ø 1.0 T 5.9 H 7.0 A - L1 12.5 L 9.6 D 1.3 B 0.9 S 0.8	Ø 1.1 T 5.9 H 7.0 A - L1 12.5 L 9.6 D 1.3 B 1.0 S 0.8	Ø 1.2 T 1.6 H 5.0 A 5.0 B1 6.3 L 7.7 D 1.3 B 1.3 S 0.5	Ø 1.2 T 3.0 H 8.0 A 5.0 B1 6.3 L 7.0 D 1.3 B 1.3 S 0.5	Ø 1.2 T 3.0 H 8.0 A 5.0 B1 6.3 L 7.0 D 1.3 B 1.3 S 0.5	Ø 1.2 T 3.1 H 7.3 A 2.5 B1 3.5 L 8.0 D 1.4 B 1.0 S 0.8
Stand.-Packg.	2000	2000	2000	2000	2000	3200	2000
Werkzeuge Outils / Tools	1037/24	-	-	1037/25	1037/29	106205	1037/24



Artikel-Nr. Numéro d'article Part-No.	03789A08.6( ) MS	3789D08.6( ) MS	03789D08.6( ) MS	3789C05.6( ) MS	03789C05.6( ) MS	378908.2( ) BZ 378908.6( ) MS	0378908.2( ) BZ 0378908.6( ) MS
Print Bohrung → Trou Hole	Ø 1.2 T 3.1 H 7.3 A 2.5 B1 3.5 L 8.0 D 1.4 B 1.0 S 0.8	Ø 1.2 T 3.4 H 7.3 A 2.5 B1 3.5 L 8.0 D 1.4 B 1.0 S 0.8	Ø 1.2 T 3.4 H 7.3 A 2.5 B1 3.5 L 8.0 D 1.4 B 1.0 S 0.8	Ø 1.3 T 3.0 H 8.0 A 5.0 B1 6.3 L 7.0 D 1.5 B 1.3 S 0.5	Ø 1.3 T 3.0 H 8.0 A 5.0 B1 6.3 L 7.0 D 1.5 B 1.3 S 0.5	Ø 1.3 T 3.0 H 8.0 A 5.0 B1 6.3 L 7.0 D 1.3 B 1.3 S 0.8	Ø 1.3 T 3.0 H 8.0 A 5.0 B1 6.3 L 7.0 D 1.3 B 1.3 S 0.8
Stand.-Packg.	2000	2000	2000	2000	3200	2000	2000
Werkzeuge Outils / Tools	1062A08	1037/24	1062D08	1037/29	106205	1037/26	106208



# Vogt Verbindungstechnik

## Steckungen für gedruckte Schaltungen

Masse im Steckbereich  
 DIN 46342 Teil 1

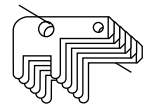
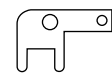
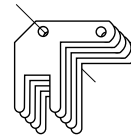
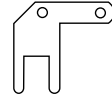
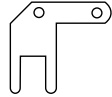
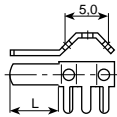
## Languettes plates pour circuits imprimés

Dimensions zone d'emboîtement selon  
 DIN 46342 partie 1

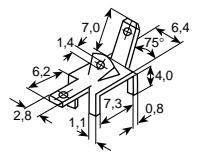
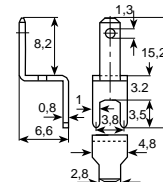
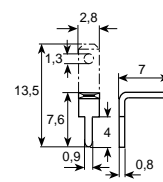
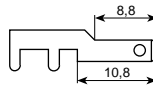
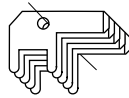
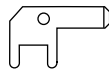
## Mounting tabs for printed circuitry

Dimensions in the tab sector  
 DIN 46342 part 1

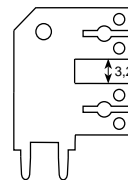
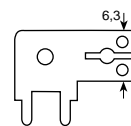
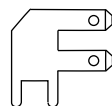
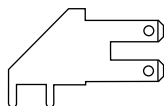
**2,8 mm**



Artikel-Nr. Numéro d'article Part-No.	<b>3783.6( ) MS</b>	<b>378705.6( ) MS</b>	<b>0378705.6( ) MS</b>	<b>378708.2( ) BZ</b> <b>378708.6( ) MS</b>	<b>0378708.2( ) BZ</b> <b>0378708.6( ) MS</b>	<b>3789C08.6( ) MS</b>	<b>03789C08.6( ) MS</b>
Print Bohrung → Trou Hole	Ø 1.3 T 3.5 H 7.0 A 5.0 B1 8.5 L 6.0 D 1.7 B 1.2 S 0.8	Ø 1.3 T 5.0 H 12.0 A 5.0 B1 6.3 L 7.0 D 1.2 B 1.3 S 0.5	Ø 1.3 T 5.0 H 12.0 A 5.0 B1 6.3 L 7.0 D 1.2 B 1.3 S 0.5	Ø 1.3 T 5.0 H 12.0 A 5.0 B1 6.3 L 7.0 D 1.2 B 1.3 S 0.8	Ø 1.3 T 5.0 H 12.0 A 5.0 B1 6.3 L 7.0 D 1.2 B 1.3 S 0.8	Ø 1.3/1.4 T 3.0 H 8.0 A 5.0 B1 6.3 L 7.0 D 1.5 B 1.3 S 0.8	Ø 1.3/1.4 T 3.0 H 8.0 A 5.0 B1 6.3 L 7.0 D 1.5 B 1.3 S 0.8
Stand.-Packg.	2000	2000	3200	2000	2000	2000	2000
Werkzeuge Outils / Tools	-	<b>1037/29</b>	<b>106105</b>	<b>1037/26</b>	<b>106108</b>	<b>1037/26</b>	<b>106208</b>



Artikel-Nr. Numéro d'article Part-No.	<b>3789L08.6( ) MS</b>	<b>03789L08.6( ) MS</b>	<b>3783B.6( ) MS</b>	<b>3771B.6( ) MS</b>	<b>3785P.6( ) MS</b>	<b>3795B.6( ) MS</b>
Print Bohrung → Trou Hole	Ø 1.3/1.4 T 3.0 H 8.0 A 5.0 B1 6.3 L 7.0 D 1.5 B 1.3 S 0.8	Ø 1.3/1.4 T 3.0 H 8.0 A 5.0 B1 6.3 L 7.0 D 1.5 B 1.3 S 0.8	Ø 1.5 T 3.0 H 5.2 A 5.0 B1 6.5 L 13.2 D 1.2 B 1.5 S 0.8	Ø 1.0 T 4.0 L 7.0 L1 13.5 B1 2.8 A - D 1.3 B 0.9 S 0.8	Ø 1.1 T 3.5 L 8.2 L1 15.2 B1 4.8 A 3.8 D 1.3 B 1.0 S 0.8	Ø 1.3 T 4.0 L 6.2 L1 - B1 6.4 A 7.3 D 1.4 B 1.1 S 0.8
Stand.-Packg.	2000	2000	2000	2000	2000	2000
Werkzeuge Outils / Tools	<b>1037/26</b>	<b>106208</b>	-	-	-	-



Artikel-Nr. Numéro d'article Part-No.	<b>3785D.2( ) BZ</b> <b>3785D.6( ) MS</b>	<b>3785E.6( ) MS</b>	<b>3867K.6( ) MS</b>	<b>3867X.6( ) MS</b>
Print Bohrung → Trou Hole	Ø 1.1 T 3.0 H 13.0 A 5.0 B1 10.0 L 10.5 D 1.3 B 1.0 S 0.8	Ø 1.3 T 3.0 H 13.0 A 5.0 B1 6.3 L 7.0 D 1.3 B 1.3 S 0.8	Ø 1.3/1.4 siehe Seite 283 voir page 283 see page 283	Ø 1.4/1.5 siehe Seite 284 voir page 284 see page 284
Stand.-Packg.	1000	1000		
Werkzeuge Outils / Tools	<b>1037/30</b>	<b>1037/26</b>		