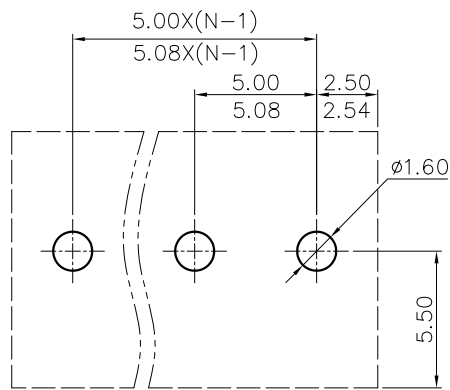
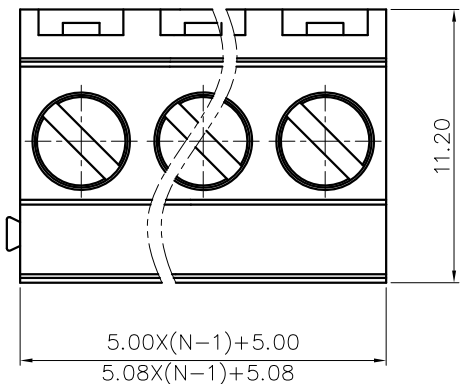


REVISION RECORD				
REV	ECN	DESCRIPTION	DRFT	DATE



PCB LAYOUT



DG130 - 5.0/5.08 - XXP - 1Y - 00A (H)  
 (Series No.) (Pitch) (Poles) (Single Pitch) (RoHS)  
 00A-(Standard)  
 (Color): 1.(Grey) 2.(Blue) 3.(Black) 4.(Green) 5.(Orange)  
 6.(Red) 7.(Transparent) 8.(Yellow) 9.(White)

NOTES1:

UL Standard

- 1.Rated voltage/current : 300V / 12A
- 2.Torque value : M3 , 4.43Lb.in
- 3.Wire range : 26~12AWG

IEC Standard

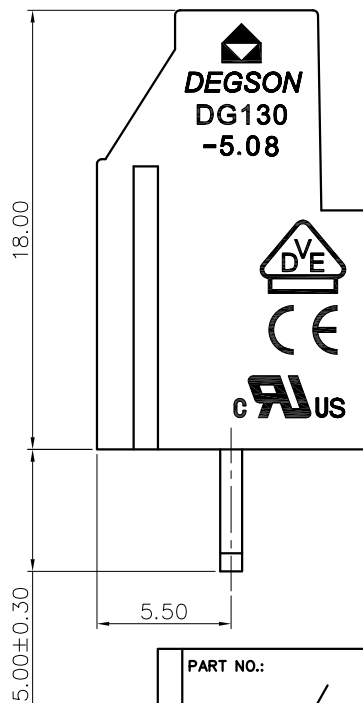
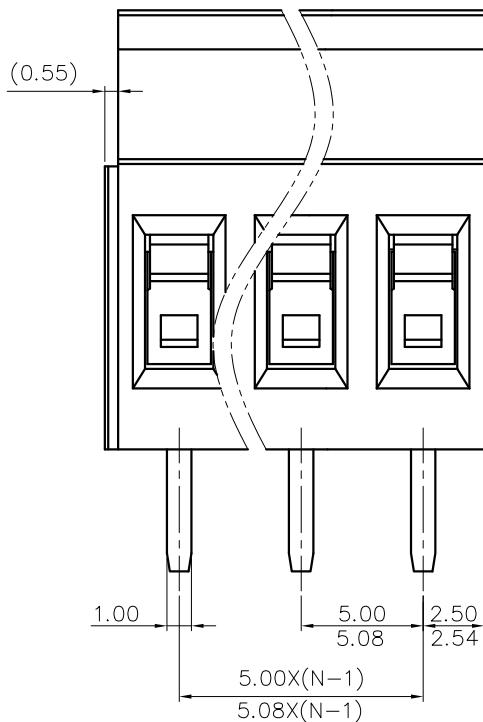
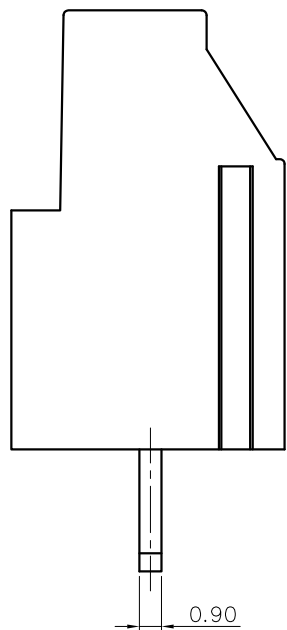
- 1.Rated voltage/current : 250V / 20A
- 2.Torque value : M3 , 0.5N·m
- 3.Wire range : 0.5~2.5mm<sup>2</sup>

NOTES2:

- 1.Dimension shall be interpreted per ASME Y14.5-2009
- 2.Pitch : 5.0/5.08mm, Poles : N=02~24P
- 3.Stripping length : 6~7mm
- 4.Withstanding voltage : AC2000V/1Min.
- 5.Operating temperature: -40°C~+105°C
- 6.Undimensioned tolerances:

Pitch range in mm		Nominal dimension range in mm						-	∩	∠
TO 6	Over 6 TO 10	Over 10 TO 24	Over 30 TO 60	Over 60 TO 100	Over 100 TO 150	Over 150	0.1/10			
±0.15	±0.20	±0.30	±0.30	±0.50	±0.70	±1.00	±1.30	±2'		

7.RoHS Compliance



DETACHED LISTS	PART NO.:	/				宁波高松电子有限公司 NINGBO DEGSON ELECTRICAL CO., LTD			
	APPD:	/				NAME: DG130-5.0/5.08-XXP-1Y-00A(H)			
	CHKD:	/				TITLE: CUSTOMER DRAWING			
	DRFT:	/				REV		DO	
THIRD ANGLE PROJECTION		DRAWING NO.:		/		SHEET		1/1	
		MM (INCH)		DO NOT SCALE DRAWING		SCALE		1:1	